





Summary Results Report
 Marion County 2021 Special and General Election
 November 2, 2021

UNOFFICIAL RESULTS





Trustee City Outside School Board

Vote For 1

| | TOTAL | VOTE % | | Election Day | Absentee | Affidavit | Voter ID Affidavit | 5 Day Absentee |
|-----------------------|-------|---------|---|--------------|----------|-----------|--------------------|----------------|
| NP CATHERINE WOODWARD | 343 | 75.88% |  | 313 | 30 | 0 | 0 | 0 |
| NP FRANK POWELL | 109 | 24.12% |  | 100 | 9 | 0 | 0 | 0 |
| Write-In Totals | 0 | 0.00% |  | 0 | 0 | 0 | 0 | 0 |
| Total Votes Cast | 452 | 100.00% |  | 413 | 39 | 0 | 0 | 0 |
| Overvotes | 0 | | | 0 | 0 | 0 | 0 | 0 |
| Undervotes | 0 | | | 0 | 0 | 0 | 0 | 0 |
| Contest Totals | 452 | | | 413 | 39 | 0 | 0 | 0 |

District 3 Election Commissioner

Vote For 1

| | TOTAL | VOTE % | | Election Day | Absentee | Affidavit | Voter ID Affidavit | 5 Day Absentee |
|----------------------|-------|---------|---|--------------|----------|-----------|--------------------|----------------|
| NP DALE BRACEY | 361 | 64.01% |  | 345 | 16 | 0 | 0 | 0 |
| NP PATRICIA THOMPSON | 203 | 35.99% |  | 197 | 6 | 0 | 0 | 0 |
| Write-In Totals | 0 | 0.00% |  | 0 | 0 | 0 | 0 | 0 |
| Total Votes Cast | 564 | 100.00% |  | 542 | 22 | 0 | 0 | 0 |
| Overvotes | 1 | | | 1 | 0 | 0 | 0 | 0 |
| Undervotes | 0 | | | 0 | 0 | 0 | 0 | 0 |
| Contest Totals | 565 | | | 543 | 22 | 0 | 0 | 0 |